

PD-C 360i/24 DUOplus-FM

Item number

EP10426803

GTIN

4015120426803



Ø 24 m	360°	ON/OFF	IP20	2 CH	1 CH
--------	------	--------	------	------	------

Product description

- Presence detector with **360° field of detection** for ceiling mounting **Flush-mounted**
- **range of up to 24 m** in diameter at a recommended installation height of 3 m and for the **independent control of 2 lighting areas** (window and internal areas) depending on presence and natural light
- Additional HVAC switch contact (channel 3) for switching an additional light source or controlling heating, ventilation and air conditioning depending on presence
- Both light channels and the HVAC contact with 16 A high-performance relay (tungsten pre-contact)
- Default settings ensure immediate operability

Offers special product features such as:

- Simple parameterisation, remote control and documentation with ESY-Pen and ESY-App



Technical data

GENERAL

Device category	Ceiling-mounted presence detector
Product information	Please note the Explanation of circuit breaker in the download area of the product! Mounting position: Keep a safe distance of 5 m from radio antennas (e.g. WiFi access points).
User interface	Adjusting controller, IR remote control with "blue mode" technology
Remote controllable	✓
Conformity	CE, EAC, RoHS, WEEE
Warranty	5 years

ATTACHMENT

Installation type	Flush-mounted/Device socket Ø 68 mm
Installation position	Ceiling
Installation dimension	Installation depth: 41 mm, Ø 60 mm
Type of connection	Push terminal
Connectable wire cross section	1,5 - 1,5 mm ²

HOUSING

Dimensions	Height/Depth 70 mm, Ø 108 mm
Weight	189 g
Material	UV-stabilised polycarbonate
Protection type	IP20
Permissible ambient temperature	-25 °C...+50 °C
Relative humidity	5 - 93 %, non-condensing
Colour	white, similar to RAL 9010

ELECTRICAL VERSION

Control system	ON/OFF
----------------	--------

Protection class	II
Nominal voltage	230 V AC / 50 Hz
In-rush current	800 A / 200 µs
Power consumption	0,3 W

SENSORS

Detection angle	360°
Detection range diagonally	Ø 24 m
Detection range head-on	Ø 11 m
Detection range presence	Ø 8 m
Field of detection	up to 453 m ²
Recommended installation height	3 m
Max. mounting height	10 m
Light measurement	mixed light
Level of brightness	5 - 2000 lx

CHANNELS (LIGHTING / HVAC)

Number of light channels	2
Number of HVAC-channels	1
Push button input lighting	2
Push button input HVAC	✓
Slave input	✓
Max. number of slave detectors	10
Mode	Semi-automatic, Fully automatic
Switching delay from "dark to light"	300 s
Switching delay from "light to dark"	30 s
Constant light control	-
Channel	C1 Lighting
Function	Switching

PD-C 360i/24 DUOplus-FM

Item number	GTIN
EP10426803	4015120426803

Switching capacity	230 V/50 Hz 2300 W/10 A (cos phi = 1) 1150 VA/5 A (cos phi = 0,5) 600 W LED
Switch contact	make contact / non-floating
Push button input	✓
Impulse mode	✓
Switch-off delay time	60 s...30 min (adjustable in steps)
Channel	C2 Lighting
Function	Switching
Switching capacity	230 V/50 Hz 2300 W/10 A (cos phi = 1) 1150 VA/5 A (cos phi = 0,5) 600 W LED
Switch contact	make contact / non-floating

Push button input	✓
Impulse mode	✓
Switch-off delay time	60 s...30 min (adjustable in steps)
Channel	C3 HVAC
Function	Switching
Switching capacity	230 V/50 Hz, 16 AX 1000 W/4,5 A (cos phi = 1) 500 VA/2,25 A (cos phi = 0,5) 250 W LED
Switch contact	make contact / floating
Push button input	-
Impulse mode	-
Switch-off delay time	60 s...15 min (adjustable in steps)

Factory settings

GENERAL	
Sensitivity	100 %
CHANNELS (LIGHTING / HVAC)	
Channel	C1 Lighting
Operating mode	fully automatic
Level of brightness/switching threshold	400 lx

Switch-off delay time	5 min
Duration of switch-off warning	300 s
Channel	C2 HVAC
Operating mode	fully automatic
Level of brightness/switching threshold	400 lx
Switch-off delay time	30 min
Duration of switch-off warning	300 s

Accessories

Product designation	Item number	Product description	GTIN
Ceiling-mounted presence detector			
PD-C 360/8 Slave	EP10055379	Slave presence detector for extending the field of detection of a Master presence detector	4015120055379
PD-C 360/24 Slave	EP10055386	Slave presence detector for extending the field of detection of a Master presence detector	4015120055386
PD-C 360/32 Slave	EP10427770	Slave presence detector for extending the field of detection of a Master presence detector	4015120427770
Cover			
COMPACT COVER SET 24/32 SR	EP10425431	Cover set for COMPACT series, 24 m/32 m, consists of cover and design ring, silver	4015120425431
COMPACT COVER SET 24/32 BK	EP00007491	Cover set for COMPACT series, 24 m/32 m, consists of cover and design ring, black	4015120007491
Electrical accessories			
FILTER 230 V	EP10426988	Filter for suppression of inductive loads, such as relays, contactors, fluorescent lamps and transformers	4015120426988
Mounting			
COMPACT MOUNTING SET IP20 FM 72 WH	EP10426896	Recessed ceiling mounting set includes installation bracket and dust-protected box, 72 mm	4015120426896
Protection			
BASKET GUARD ROUND LARGE	EM10425608	Basket guard for presence and motion detectors and smoke detectors, Ø 180 mm, height 90 mm	4015120425608

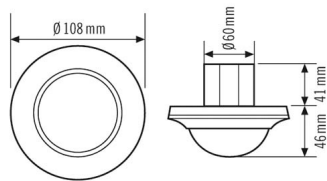
PD-C 360i/24 DUOplus-FM

Item number	GTIN
EP10426803	4015120426803

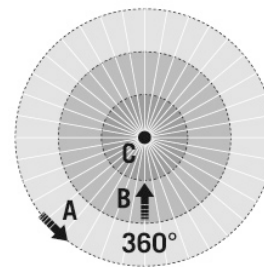
Accessories

Product designation	Item number	Product description	GTIN
Remote control			
ESY-Pen	EP10425356	ESY-Pen and ESY-App, two tools for every task: (1) Parameterisation, (2) remote control, (3) light measurement, (4) project management	4015120425356
REMOTE CONTROL PDi/plus	EM10425530	IR remote control for multi-channel presence detectors of the COMPACT series (DIM, DUOplus, DUO DIM, DUO DIMplus)	4015120425530
REMOTE CONTROL PDi/USER	EM10425547	IR remote control for end users of presence detectors	4015120425547

Dimension drawing



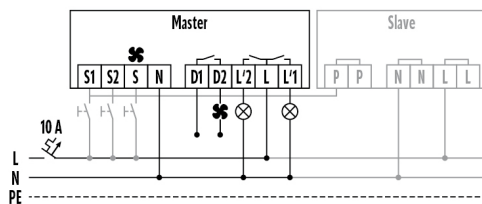
Field of detections



Detection range

Diagonally (A)	Ø 24 m
Frontal (B)	Ø 11 m
Presence area (C)	Ø 8 m

Circuit diagram



Standard operation with optional control via a closing button and use of max. ten slave devices to one master device.

Detailed product description

- Presence detector with **360° field of detection** for ceiling mounting **Flush-mounted**
- **range of up to 24 m** in diameter at a recommended installation height of 3 m and for the **independent control of 2 lighting areas** (window and internal areas) depending on presence and natural light
- Additional HVAC switch contact (channel 3) for switching an additional light source or controlling heating, ventilation and air conditioning depending on presence
- Both a light channel and an HVAC contact with 16 A high-performance relay (tungsten pre-contact), ideal for switching capacitive loads such as electronic ballasts, parallel-compensated fluorescent lamps, compact fluorescent lamps, energy saving lamps
- Ideal for use in **areas with ceilings of up to 10 m**, such as sports halls, warehouses etc.
- Default settings ensure immediate operability
- Simple programming using remote control with "blue mode" technology or setting elements

PD-C 360i/24 DUOplus-FM

Item number	GTIN
EP10426803	4015120426803

- Integrated toggle for setting with remote control or by adjusting controller - prevents operating errors and provides tamper protection
- Masking of interference sources by reducing sensitivity using DIP switches
- Additional switch input per channel with toggle function "room = ON + OFF/hallway = ON"
- Detector can be used as a fully automatic or semi-automatic device
- Flush-mounted device as standard
- Field of detection can be extended by connecting slave devices
- Targeted masking out of areas by means of an enclosed lens mask